

BLUE STAR

Power Systems Inc.

Gaseous Product Line

208-600 Volt

NG200-01

60 Hz / 1800 RPM

200 kWe

Standby

Ratings

| | 240V | 208V | 240V | 480V | 600V |
|-----------------|--------------|--------------|---------------|--------------|--------------|
| Phase | 1 | 3 | 3 | 3 | 3 |
| PF | 1 | 0.8 | 0.8 | 0.8 | 0.8 |
| Hz | 60 | 60 | 60 | 60 | 60 |
| Generator Model | S4L1D-E41 | UCDI274J1 | UCDI274J1 | UCI274H | UCI274H |
| Connection | 12 LEAD DD | 12 LEAD WYE | 12 LEAD DELTA | 12 LEAD WYE | 4 LEAD WYE |
| kWe Nat (LP) | 200 (130) | 200 (130) | 200 (130) | 200 (130) | 200 (130) |
| AMPS Nat (LP) | 833 (542) | 695 (452) | 602 (391) | 301 (196) | 241 (157) |
| Temp Rise | 125°C / 40°C | 125°C / 40°C | 125°C / 40°C | 125°C / 40°C | 125°C / 40°C |

Standard Equipment

Engine

- Radiator Cooled Unit Mounted (50°C)
- Radiator Duct Flange (OPU Only)
- Blower Fan & Fan Drive
- Starter & Alternator
- Oil Pump & Filter
- Oil Drain Extension w/Valve
- Governor - Electronic Isochronous
- 24V Battery System & Cables
- Air Cleaner (Dry Single Stage)
- Catalyst / Silencer Mounted
- Flexible Fuel Connector
- EPA Certified

Generator

- Brushless Single Bearing
- Automatic Voltage Regulator
- $\pm 1\%$ Voltage Regulation
- 4 Pole, Rotating Field
- 125°C Standby Temperature Rise
- 100% of Rated Load - One Step
- 5% Maximum Harmonic Content
- NEMA MG 1, IEEE and ANSI Standards Compliance for Temperature Rise

Additional

- Single Source Supplier
- UL 2200 & cUL Listed
- CSA Certified
- Seismic Certified to IBC 2021
- NFPA 110 / CSA C282 Compliant
- Microprocessor Based Digital Control Panel Mounted in NEMA 12 Enclosure
- Base - Formed Steel
- Main Line Circuit Breaker Mounted & Wired
- Battery Charger 24V 5 Amp
- Jacket Water Heater -20°F 3000W 240V w/Isolation Valves
- Vibration Isolation Mounts
- 2 Year / 2000 Hour Standby Warranty
- Standard Colors - White / Gray

Gaseous Product Line

200 kWe



Application Data

Engine

| | | | |
|-----------------------|-------------------------------|--------------------------------------|--------------------------|
| Manufacturer: | Power Solutions International | Displacement - Cu. In. (lit): | 673 (11.1) |
| Model: | 11.1L | Bore - in. (cm) x Stroke - in. (cm): | 4.84 (12.3) x 6.1 (15.5) |
| Type: | 4-Cycle | Compression Ratio: | 10.5 : 1 |
| Aspiration: | Turbo Charged, CAC | Rated RPM: | 1800 |
| Cylinder Arrangement: | 6 Cylinder Inline | Max HP Stby (kWm): | 315 (235) |

Exhaust System

Standby

| | |
|-----------------------------------------------------------------------------------|--------------|
| Gas Temp. (Stack): °F (°C) | 1,382 (750) |
| Gas Volume at Stack Temp: CFM (m³/min) | 1,425 (40.3) |
| Maximum Allowable Exhaust Restriction (Post Catalyst): in. H ₂ O (kPa) | 20.4 (5.10) |

Cooling System

| | |
|-------------------------------------------------------------------------------|--------------|
| Ambient Capacity of Radiator: °F (°C) | 122 (50.0) |
| Maximum Allowable Static Pressure on Rad. Exhaust: in. H ₂ O (kPa) | 0.50 (0.12) |
| Water Pump Flow Rate: GPM (lit/min) | 82.0 (310) |
| Heat Rejection to Coolant: BTUM (kW) | 11,071 (194) |
| Heat Rejection to CAC: BTUM (kW) | 1,460 (25.7) |
| Heat Radiated to Ambient: BTUM (kW) | 3,987 (69.8) |

Air Requirements

| | |
|-------------------------------------------------------------|------------------------------------------------|
| Aspirating: CFM (m³/min) | 448 (12.7) |
| Air Flow Required for Rad. Cooled Unit: CFM (m³/min) | 18,000 (509) |
| Air Flow Required for Heat Exchanger/Rem. Rad. CFM (m³/min) | Consult Factory For Remote Cooled Applications |

Standby

Fuel Consumption

Natural Gas

LP

| | | |
|----------------------------------------------------|--------------|-------------|
| At 100% of Power Rating: ft³/hr (m³/hr) | 2,076 (58.8) | 620 (17.5) |
| At 75% of Power Rating: ft³/hr (m³/hr) | 1,622 (45.9) | 475 (13.4) |
| At 50% of Power Rating: ft³/hr (m³/hr) | 1,174 (33.2) | 355 (10.0) |
| Fuel Inlet Size: NPT | | 2.00" |
| Fuel Pressure Required: in. H ₂ O (kPa) | | 11.0 (2.75) |

Fluids Capacity

| | |
|-----------------------------------------|-------------|
| Total Oil System: gal (lit) | 6.60 (25.0) |
| Engine Jacket Water Capacity: gal (lit) | 6.60 (25.0) |
| System Coolant Capacity: gal (lit) | 27.7 (105) |

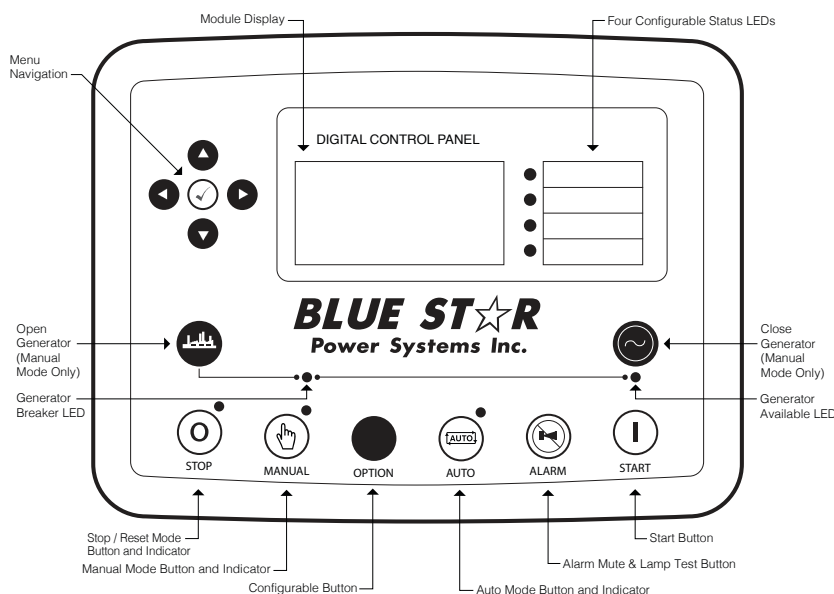
All calculations based on natural gas fuel.

Deration Factors: Temperature: Derate 1.5% Per 10°F Over 77°F Air Inlet Temperature | Altitude: Derate 2.5% Per 1,000 ft Over 1,200 ft

DCP7310 Control Panel

Standard Features

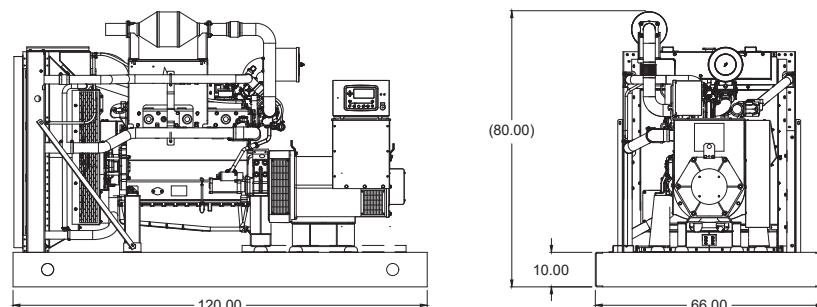
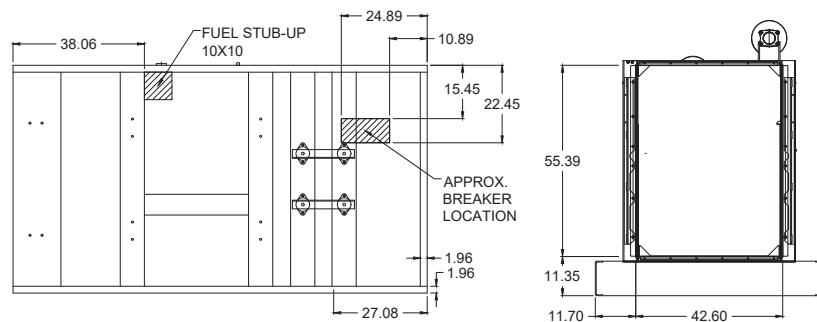
- Digital Metering
- Engine Parameters
- Generator Protection Functions
- Engine Protection
- CAN Bus (J1939) ECU Communications
- Windows-Based Software
- Multilingual Capability
- Remote Communications to DSE2548 Remote Annunciator
- 8 Programmable Contact Inputs
- 10 Contact Outputs
- RS485 Communicator Interface
- cULus Listed, CE Approved
- Event Recording
- IP 65 rating (with supplied gasket) offers increased resistance to water ingress
- NFPA 110 Level 1 Compatible



Weights / Dimensions / Sound Data

| | L x W x H | Weight lbs |
|----------------|------------------|------------|
| OPU | 120 x 66 x 80 in | 6,550 |
| Level 1 | 156 x 66 x 94 in | 7,800 |
| Level 2 | 156 x 66 x 94 in | 7,875 |
| Level 3 | 196 x 66 x 94 in | 8,200 |

Please allow 6-12 inches for height of exhaust stack.



| | No Load | Full Load |
|----------------|---------|-----------|
| OPU | 82 dBA | 84 dBA |
| Level 1 | 80 dBA | 82 dBA |
| Level 2 | 75 dBA | 77 dBA |
| Level 3 | 69 dBA | 71 dBA |

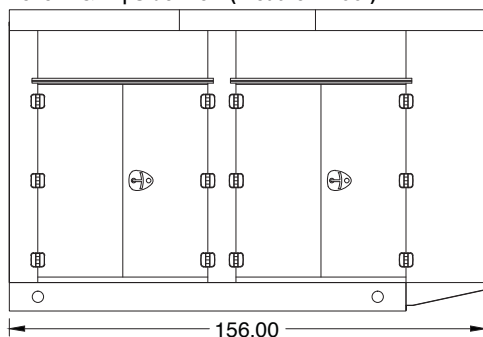
Gaseous Product Line

200 kWe

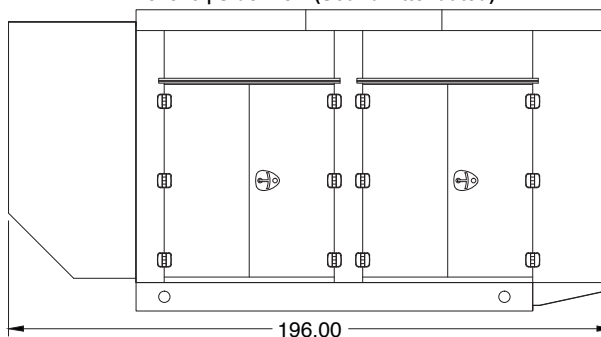
BLUE STAR
Power Systems Inc.

Enclosures

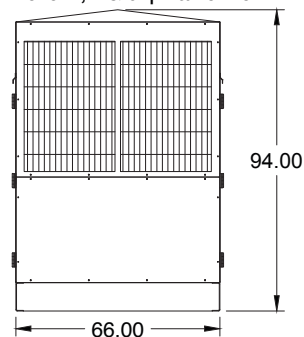
Level 1 & 2 | Side View (Weather Proof)



Level 3 | Side View (Sound Attenuated)



Level 1, 2 & 3 | Intake View



- All enclosure models are 200 MPH wind rating certified in accordance with IBC2021 and ASCE/SEI 7-16 standards.
- Level 2 & 3 enclosures include sound attenuation foam
- Level 3 enclosure includes frontal sound & exhaust hood.
- Enclosure height does not include exhaust stack.

Notes

- All specification sheet dimensions are represented in inches.
- All drawings based on standard 480 volt standby generator. Lengths may vary with other voltages. All drawings and dimensions subject to change without notice.
- All enclosures are based on the standard unit configuration. Any requested deviation can change dimensions.
- Sound data is measured at 23 feet (7 meters) in accordance with ISO 8528-10.
- All materials and specifications subject to change without notice.

American Owned



American Made

Blue Star Power Systems, Inc.

2250 Carlson Drive

North Mankato, Minnesota 56003

Phone + 1 507 345 1776

bluestarps.com

quote.bluestarps.com

sales@bluestarps.com